

## Comment lire l'heure

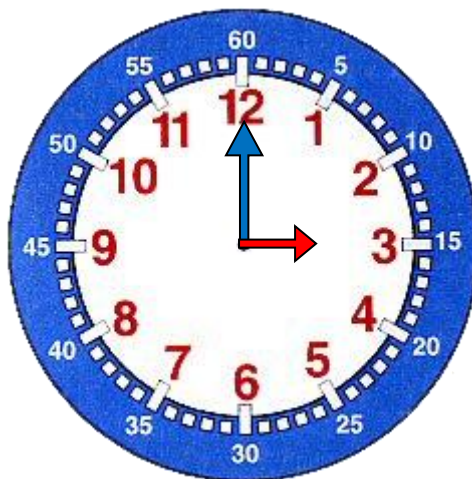
Pour lire l'heure, il suffit de regarder les aiguilles :

La grande aiguille indique les minutes

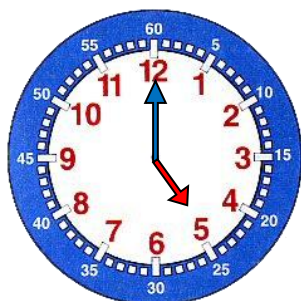
La petite aiguille indique les heures

Les heures sont écrites en rouge

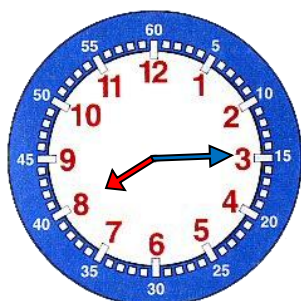
Les minutes sont écrites en blanc



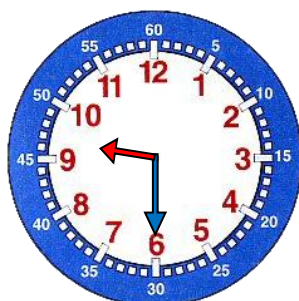
Il est 3 h 00 min



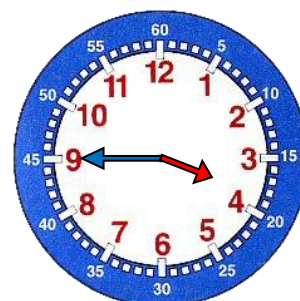
5 h



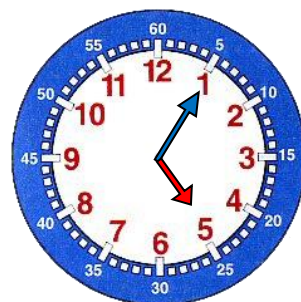
8 h 15 ou  
8 h et quart



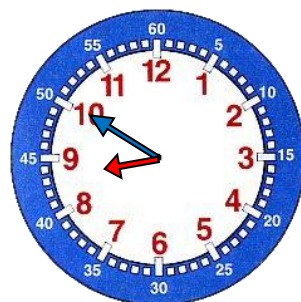
9 h 30 ou  
9 h et demie



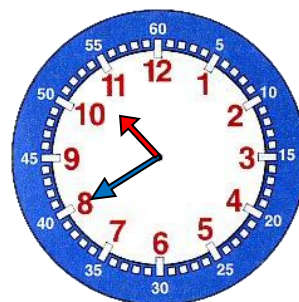
3 h 45 ou  
4 h moins le quart



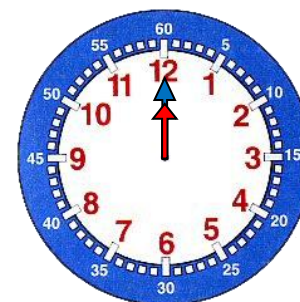
5 h 05



8 h 50 ou  
9 h moins 10



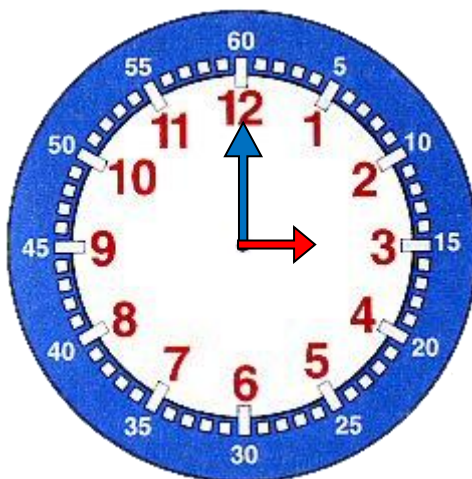
10 h 40 ou  
11 h moins 20



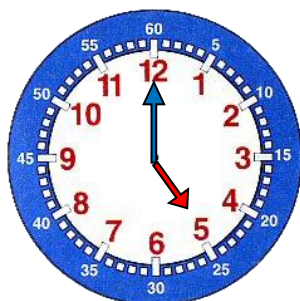
Midi ou  
Minuit

## Comment lire l'heure après midi

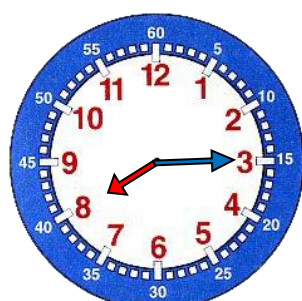
Pour lire l'heure, l'après-midi, on ajoute **12 heures**.



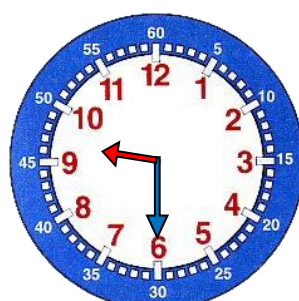
Il est 3 h + 12 h = 15 h



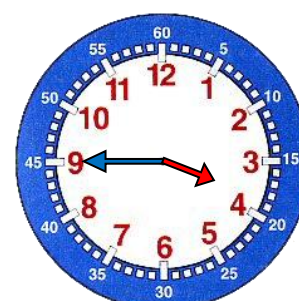
17 h



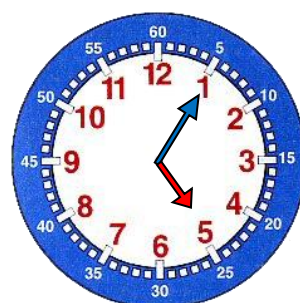
8 h 15 ou  
20 h 15



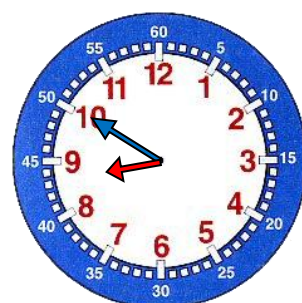
9 h 30 ou  
21 h 30



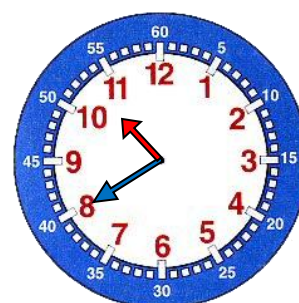
5 h moins le  
quart ou  
16 h 45



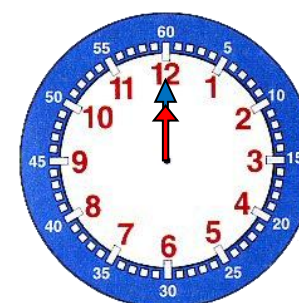
17 h 05 min



9 h moins 10  
ou  
20 h 50

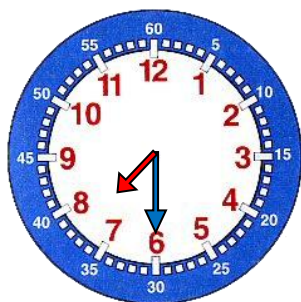


11 h moins 20  
ou  
22 h 40



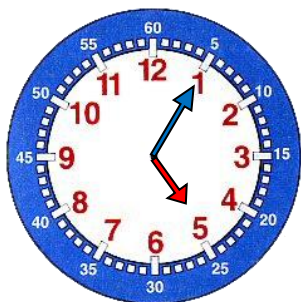
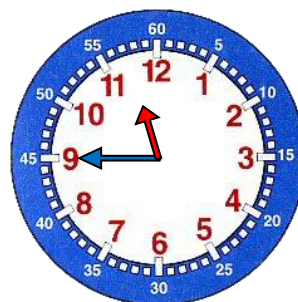
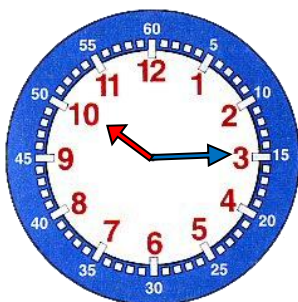
12 h  
ou 24 h

Écris l'heure inscrite sur chaque horloge  
de deux manières différentes.



7 h 30

7h et demie



5 H 05

17H 05

